

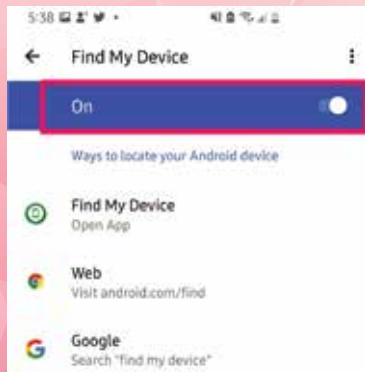
Mobile security is a big deal, probably now more than ever. Most of us live on our phones, with financial information, calendar appointments, family photos, and more stored on our devices. Here's how to keep your Android phone secure.

# 1



**Enable Two-Factor Authentication on your Google account**

# 2



**Make Sure Find My Phone is On**

# 3



**Stay updated**

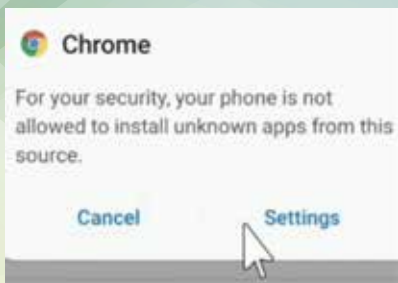
# 4



**Set up fingerprint unlock (if your device supports it)**

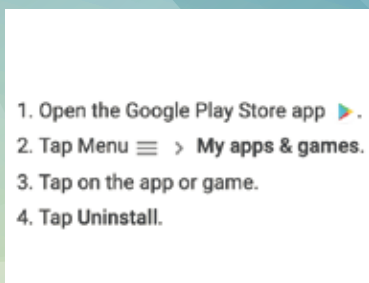
www.howtogeek.com

# 5



**Prevent unknown downloads**

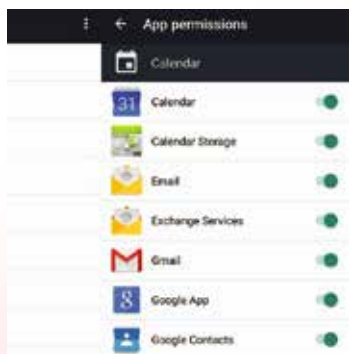
# 6



**Uninstall apps**

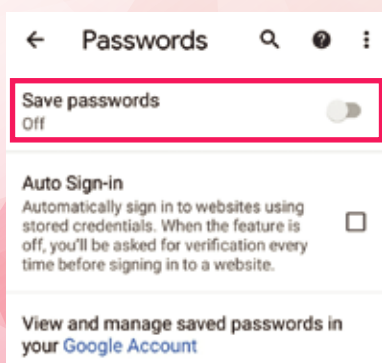


# 7



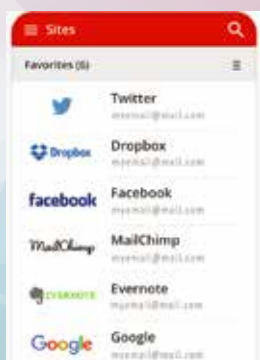
Check app permissions

# 8



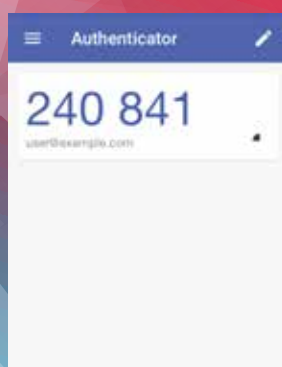
Disable Smart Lock for Passwords and Auto Sign-in

# 9



Download a password manager

# 10



Use an Authenticator app

www.howtogeek.com

